



Cardiff West Community High School

ON-LINE LEARNING KS3 USER GUIDE

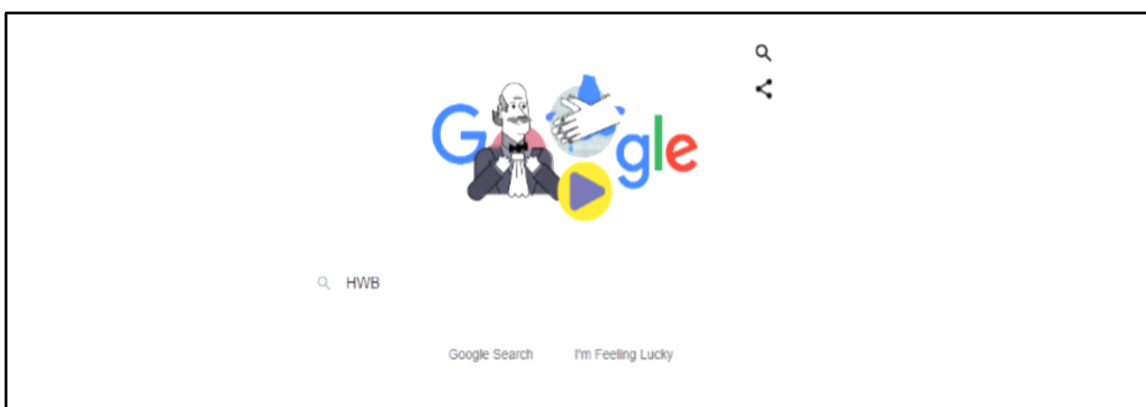
Accessing on line resources for remote learning.

At Cardiff West CHS will be making every effort to ensure learning can continue. In the first instance, (likely to be the first few weeks) resources can be accessed only line through the HWB website. Many of you may be familiar with HWB as students will have used it in Primary School. The resources cover every subject students learn.

This document will provide tutorials and advice for students to continue their education.

Logging onto HWB

1. Search and open the Hwb website.



2. Go to **log in** and use the details provided.

A screenshot of the Hwb website home screen. At the top, there is a dark navigation bar with logos for 'Llywodraeth Cymru Welsh Government' and 'ADDYSG CYMRU EDUCATION WALES'. A search bar contains 'Cymraeg'. Below the navigation bar, the 'Hwb' logo is on the left, and navigation links for 'Service announcement', 'Menu', a notification bell, a user profile icon, and a 'Sign out' button are on the right. A large red banner below the navigation bar reads 'Learning and teaching for Wales' and 'The Curriculum for Wales and free educational tools and materials.' Below the banner, there are six icons for partner services: Just2easy, Office 365, Flipgrid, Google for Education, Resources, and Encyclopaedia Britannica.

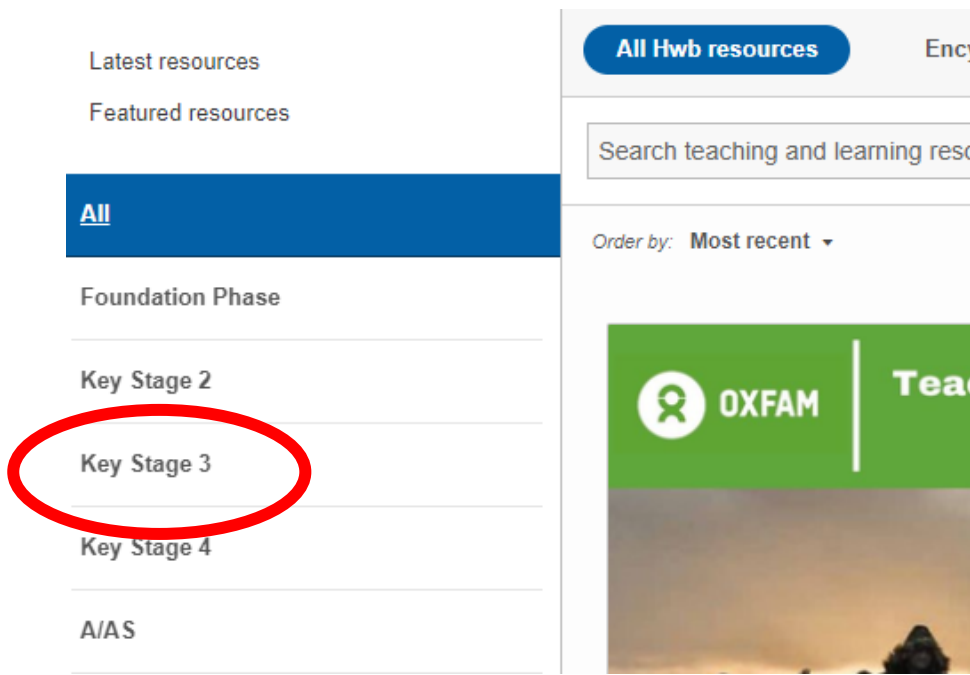
*This is the home screen which will be shown for all users.

General resources

1. Students will initially complete general activities on topics they are familiar with in all subject areas. These can be found using the resources icon.



2. From this screen select Key stage 3



3. Choose a subject from the list on the left-hand side of the screen. The students will be able to select activities wide range of learning materials.

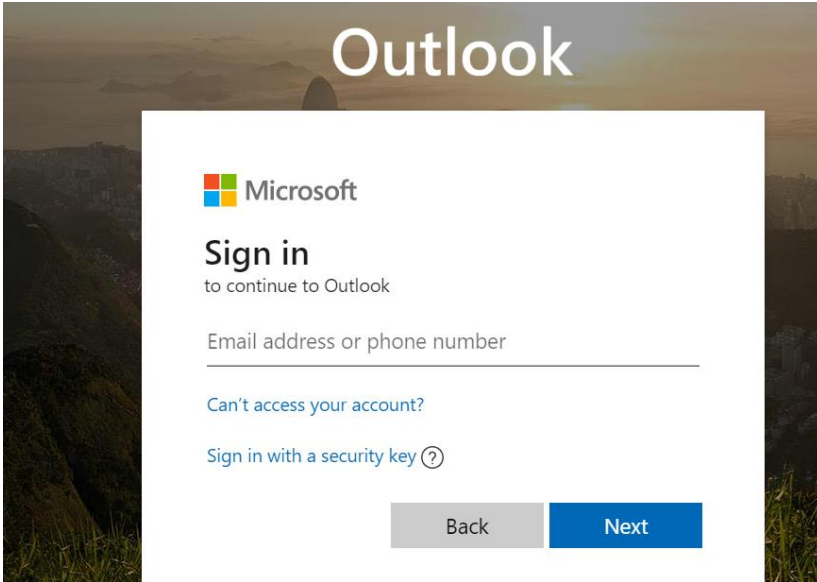
The screenshot shows a digital interface for selecting subjects and resources. On the left, a vertical list of subjects is enclosed in a red oval. The subjects listed are: Design and technology, Education for sustainable development and global citizenship, English, French, Geography, German, History, Information and communication technology, Mathematics, Music, Personal and social education, Physical education, Religious education, Sex and relationships education, Science, Spanish, Welsh, and Welsh second language. On the right, there is a grid of resource cards. The top card is titled 'Teaching controversial issues: A guide for teachers' and features a photo of a group of people in a boat. Below it are three smaller cards: 'Engineering in the movies RESOURCE GUIDE' with a film strip graphic, 'International technical guidance on sexuality education' with a photo of students, and 'Get into filmmaking: Six sessions from story to screen' with a red background and film icons. At the bottom right, there is a card for 'St. David's Day' featuring a photo of a church.

The resources on HWB are excellent but it will be necessary to select suitable resources. *(Some of these resources are more suited for classroom teaching with lesson plans which may be difficult for students to understand).*

Emails

In time, Cardiff West CHS teachers will begin to upload more specific resources into Microsoft Teams. Some students are already familiar with this on-line learning platform. To log into their school emails, they need to search for 'office 365' via google.

1. Search for "Office 365 log in" via a search engine e.g. google



Email addresses are:

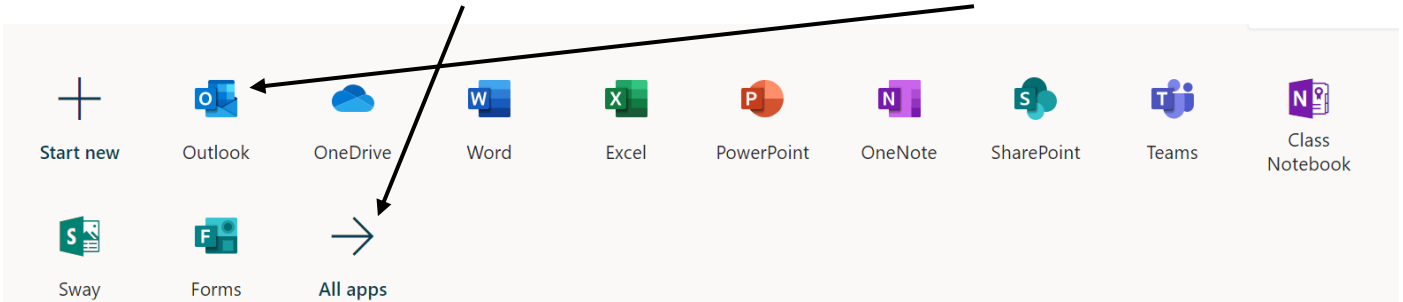
Username@cardiffwestchs.cardiff.sch.uk

For example:

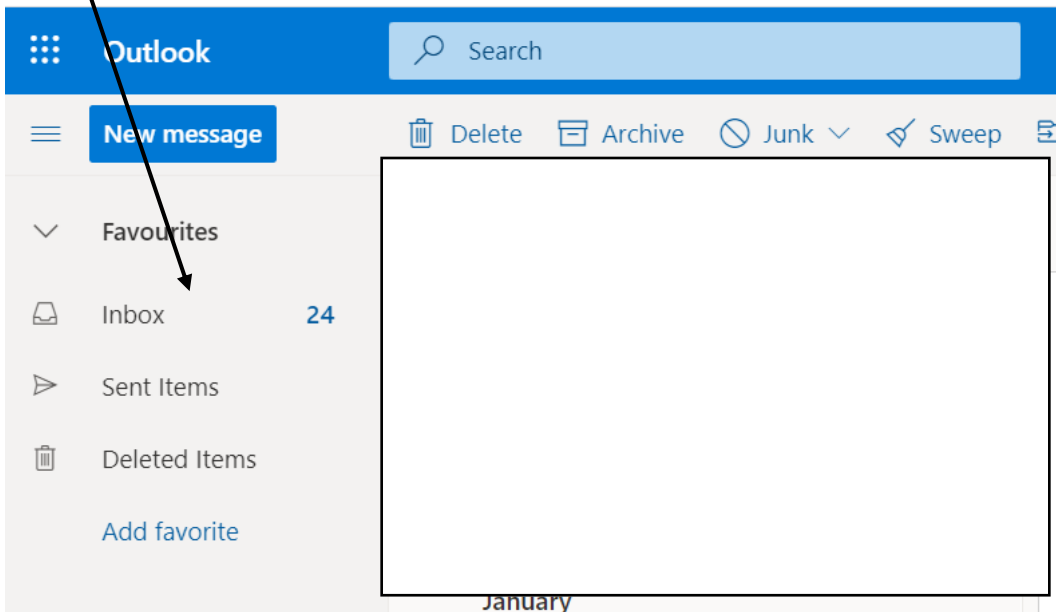
17firstname.surname@cardiffwestchs.cardiff.sch.uk

The password is the same one that the students use to log in at school. All students are familiar with this process but may need to correct the **@cardiffwestchs.cardiff.sch.uk** part of the email address.

2. After they have entered the correct email and password this screen will appear. If Teams does not appear you will need to go onto "All apps" to find it. To access emails click on Outlook.



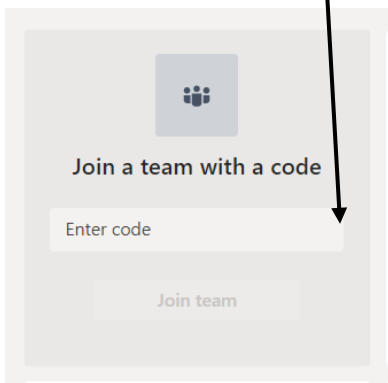
3. All emails will then appear. Messages from teachers will appear. Students will either need to use the code or go to Teams where they will already be joined.



Logging into Teams

There are 2 ways to join a Microsoft Team:

1. The pupil will be sent a code via their school email to join the relevant Team(s). Pupils will then need to enter code.

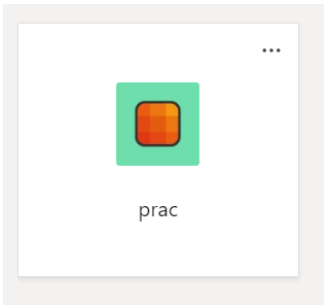


WARNING

AT THIS POINT THERE MAY BE A SHORT DELAY AS THE TEAM SETS UP.

2. Some of the teachers may have already joined students into a Team and they will automatically be part of this team therefore they will not need to join with a code. To find out students will need to log onto their email accounts.

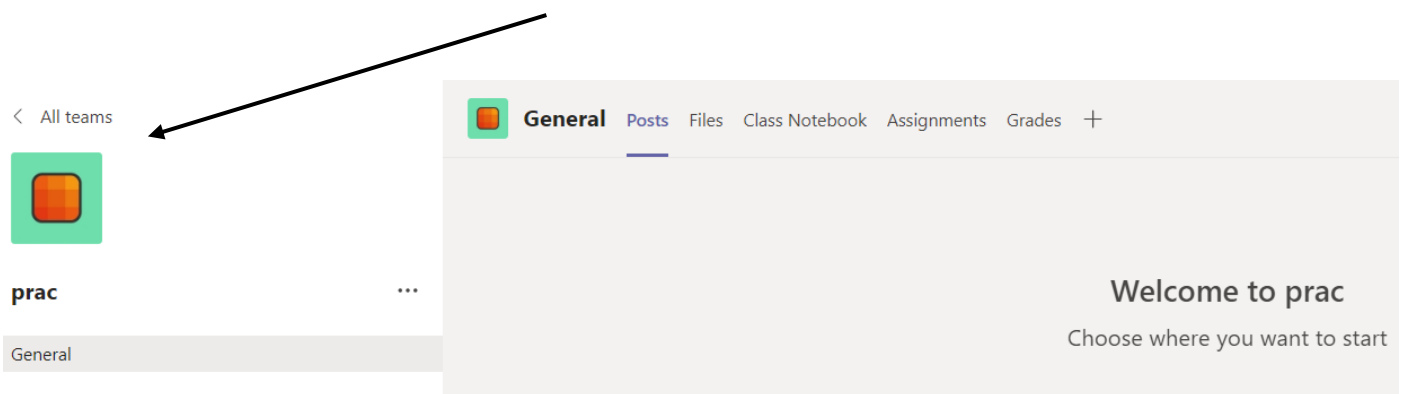
If no code is required, the team icon will be displayed in the main area of Teams. The example below is called 'Prac', there will be many for each subject area e.g. History, Maths, English.



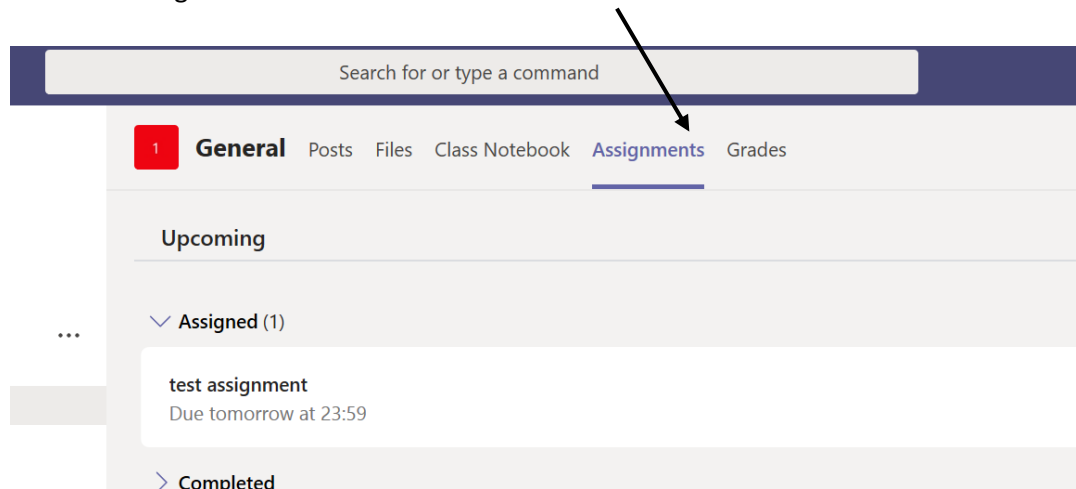
Using Teams

We will now deal with how students use Teams.

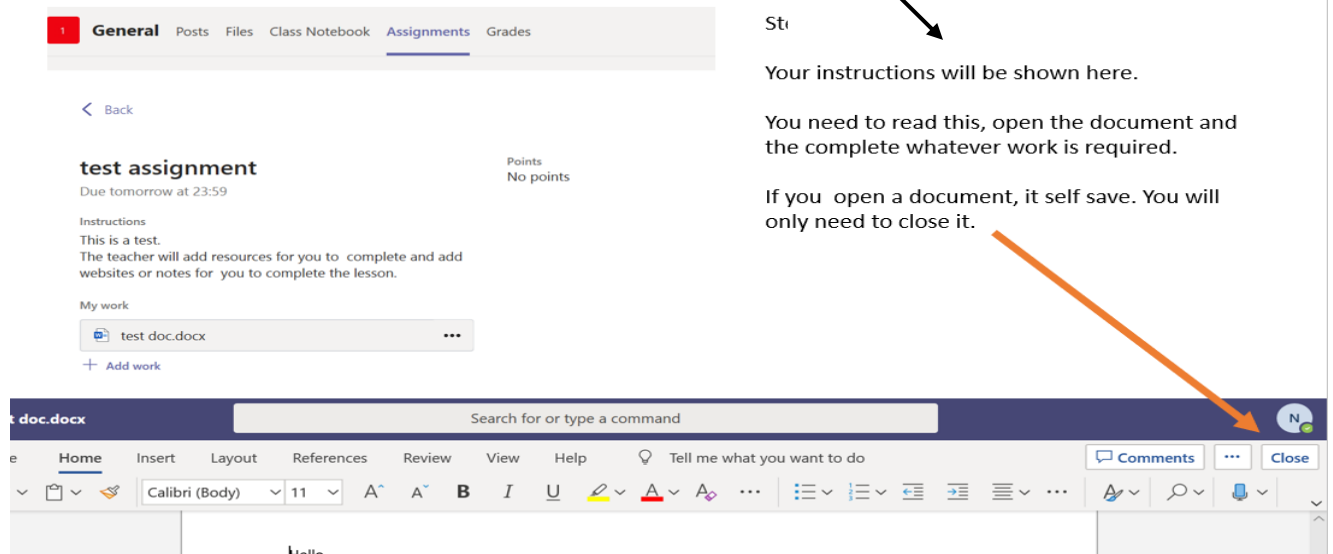
1. Students will need to go into the subject area to find the assignments set by their teachers.



2. Go to assignments. The work set will then be available.

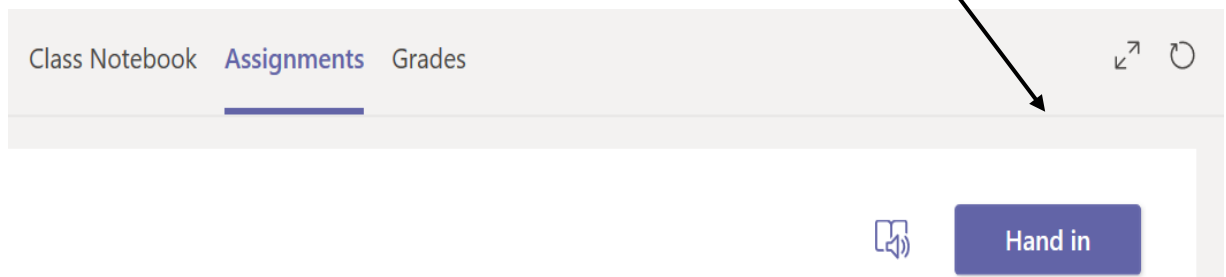


3. The work will have a description of the instructions and there may be some documents attached with further guidance of what is required to complete the document.



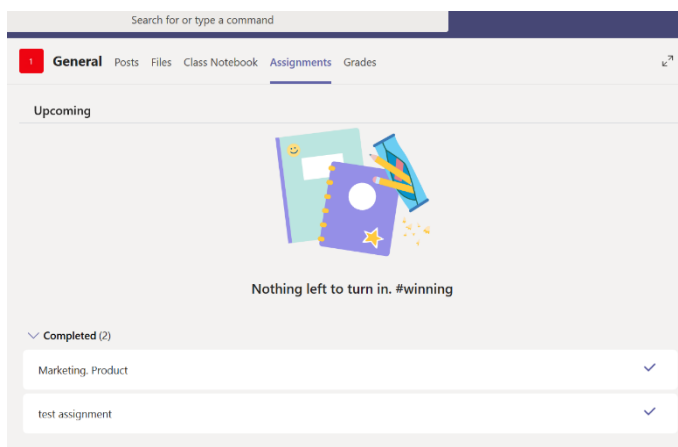
The screenshot shows a Teams channel named 'General' with tabs for 'Posts', 'Files', 'Class Notebook', 'Assignments', and 'Grades'. The 'Assignments' tab is active, displaying an assignment titled 'test assignment' due tomorrow at 23:59. The assignment instructions state: 'This is a test. The teacher will add resources for you to complete and add websites or notes for you to complete the lesson.' Under 'My work', a document named 'test doc.docx' is attached. An orange arrow points from the text 'If you open a document, it self save. You will only need to close it.' to the document icon. Below the assignment, a Microsoft Word document is open, showing the ribbon and a search bar. A black arrow points from the text 'Your instructions will be shown here.' to the assignment instructions.

4. When the assignment is completed the student should click 'Hand in'.



The screenshot shows the bottom right corner of the Teams interface. The 'Assignments' tab is selected in the top navigation bar. In the bottom right corner, there is a blue button labeled 'Hand in' next to a speech bubble icon. A black arrow points from the text 'When the assignment is completed the student should click 'Hand in'' to the 'Hand in' button.

5. When all assignments are completed the Teams look as below. Teams and the school email will need to be checked regularly to see what has been assigned.



The screenshot shows the 'Assignments' tab in a Teams channel. The top navigation bar includes 'General', 'Posts', 'Files', 'Class Notebook', 'Assignments', and 'Grades'. The 'Assignments' tab is active, displaying a message that says 'Nothing left to turn in. #winning' with an illustration of a calendar and a star. Below the message, there is a section for 'Completed (2)' assignments, listing 'Marketing, Product' and 'test assignment', both with checkmarks indicating they are completed.

Further information

HWB password issues please email: MrHwbHelp@cardiffwestchs.cardiff.sch.uk

Teams log-on issues please email: MrHwbHelp@cardiffwestchs.cardiff.sch.uk

The school website will be updated with new or amended information as we move forward, please check this regularly.

Teams is freely available as an app on smartphones and iPad. This can be freely downloaded from you're Appstore.

KS3 On-Line learning information

Subject specific websites providing online activities and resources that can be recommended for parents/guardians

Expressive Arts	<p>Music: https://www.twinkl.co.uk/resources/keystage3-ks3/keystage3-ks3-music/keystage3-ks3-music-ks3 https://www.educationquizzes.com/ks3/music/ https://www.bbc.co.uk/bitesize/subjects/zmsvr82 https://www.bbc.co.uk/teach/ks3-music/zbwtrj6 (YEAR 8 ONLY) https://www.youtube.com/watch?v=TeZfNxUAV5I (28 seconds – 1.16) Pupils are writing music to go with this clip in Music and can continue this at home if possible. (YEAR 9 ONLY) https://www.musicalfutures.org/age-group/key-stage-3 Year 7 Teams code: uc98m2j Year 8 Teams code: cmK0rq9 Year 9 Teams code: 3nb2qi7</p> <p>Art: https://www.bbc.co.uk/bitesize/subjects/z6f3cdm https://www.twinkl.co.uk/resources/keystage3-ks3/keystage3-ks3-art-and-design/ks3-art-and-design-secondary (YEAR 7 ONLY) https://www.artyfactory.com/africanmasks/ Year 7 Teams code: i3kfg0e Year 8 Teams code: x939klm Year 9 Teams code: htg12di</p> <p>Drama: https://www.bbc.co.uk/teach/ks3-drama/zrjhcqt https://www.twinkl.co.uk/resources/keystage3-ks3/keystage3-ks3-drama/keystage3-ks3-drama-ks3 https://www.bbc.co.uk/bitesize/subjects/zbckjxs Year 7 Teams code: j874ue0 Year 8 Teams code: 12o902g Year 9 Teams code: i82oxoa</p> <p>Creative Media: Teams Code: ngxsaqm</p>
Health and Wellbeing	<p>PSE https://www.bbc.co.uk/bitesize/subjects/ztv9j6 Year 7 Topics – E Safety and Healthy and Managing Healthy Choices Year 8 Topics – Understanding Identity and Friends and Family Year 9 Topics – Money and Personal Finance</p> <p>PE https://www.bbc.co.uk/bitesize/subjects/zxf3cdm https://missrowsell.survey.fm/ks3-pe-quiz https://www.twinkl.co.uk/resources/keystage3-ks3/keystage3-ks3-physical-education/keystage3-ks3-physical-education-ks3</p>

<p>Maths</p>	<p>Vlemathswatch – ALL pupils will be given logins, they will also have access to logins via the school website. Please check this website daily as the team will be updating it on a regular basis with work. Pupils can also access other work, watch videos, pause them to attempt the questions.</p> <p>Corbettmaths – 5 a day worksheets, videos etc</p> <p>https://www.bbc.co.uk/bitesize/subjects/zqhs34j</p> <p>Each year group will also have a practice booklet.</p>
<p>English</p>	<p>Keep checking the English Departments Twitter account - @CWCHS_English</p> <p>https://www.bbc.co.uk/bitesize/subjects/z3kw2hv - BBC Bitesize English</p> <p>https://www.grammar-monster.com/ - Punctuation and Grammar</p> <p>https://www.educationquizzes.com/ - covers a range of subjects. Online quizzes covering various aspects of English Language</p> <p>https://www.spellzone.com/word_lists/games-291697.htm - spelling games and resources</p> <p>https://www.teachitenglish.co.uk/ - free downloadable resources</p> <p>http://mrsp.com/ - Mrs P's Magic Library: online books</p> <p>https://www.bbc.co.uk/newsround - News reports, quizzes, games, and puzzles</p> <p>http://geoffbarton.co.uk/teacher-resources.php - downloadable resources from Geoff Barton</p> <p>http://en.childrenslibrary.org/ - International Children's Digital Library</p> <p>https://www.weareteachers.com/ - online and printable resources, plus readings from authors</p> <p>https://poetrysociety.org.uk/ - online poems and competitions</p> <p>http://www.poemhunter.com - online poems and information on poets</p> <p>https://www.youngwriters.co.uk/ - competitions and resources for budding writers of all ages</p> <p>https://www.worldbookday.com/2020/03/book-ideas-hub-brilliant-stay-at-home-ideas-free-resources/ - Stay-At-Home Ideas and resources including free audio books</p> <p>https://www.penguinreaders.co.uk/ - includes resources for EAL</p> <p>https://www.nosweatshakespeare.com/ - A host of activities on Shakespeare</p> <p>http://www.filmeducation.org - resources for Media (Film and television)</p> <p>https://www.kidsreads.com/ - interviews with authors and reviews of books</p> <p>https://www.greatliterature.org/ - online classics</p> <p>http://learnenglish.britishcouncil.org/ - specifically for EAL learners</p>

Humanities	<p>History https://www.bbc.co.uk/bitesize/subjects/zk26n39 https://schoolhistory.org.uk/topics/ https://www.historylearningsite.co.uk/ https://spartacus-educational.com/ https://schoolhistory.co.uk/</p> <p>Geography https://www.bbc.co.uk/bitesize/subjects/zrw76sg https://www.educationquizzes.com/ks3/geography/</p> <p>RE https://www.bbc.co.uk/bitesize/subjects/zh3rkqt</p>
Science, Technology and ICT	<p>_Food & Nutrition: https://www.foodafactoflife.org.uk/ https://www.nutrition.org.uk/healthyliving/healthydiet/fruit-and-vegetables https://www.bbc.co.uk/teach/class-clips-video/design-and-technology-gcse-food-preparation-and-nutrition/zvjh8xs https://fareshare.org.uk/ http://www.wrapcymru.org.uk/content/household-food-and-drink-waste-uk-0 https://www.bbcgoodfood.com/recipes</p> <p>Textiles: https://orlakiely.com/ https://www.johnlewis.com/ https://www.bbc.co.uk/news/business-42237426 https://hiutdenim.co.uk/ https://www.lauraashley.com/ https://biography.yourdictionary.com/laura-ashley https://www.kellyhoppen.com/ https://kellyhoppeninteriors.com/ http://llb.co.uk/ https://www.very.co.uk/ - search for Laurence Llewelyn Bowen</p> <p>Science – BBC Bitesize</p>
Welsh	<p>quizizz.com/join?gc=976042 Link should take you to the assigned quiz. If not enter the code 976042 https://quizizz.com/admin/search/welsh%20wordly%20wise - over 20 quizzes to complete Download the app: https://www.duolingo.com/course/cy/en/Learn-Welsh Different levels of ability can access various course on the following website: https://learnwelsh.cymru/learning/resources/entry/</p> <p>https://hwb.gov.wales/repository/tree?sort=created&language=en&tags=Welsh%20second=%20language&tags=Key%20Stage%203&nodeId74a7b964-ec1e-4ddf-8a35-dc93180410f3</p>

	Year 7	Year 8	Year 9
Maths	<p>Number skills – add, subtract using column method. Multiplying using box method. Everything includes negative numbers and decimals for all.</p> <p>e.g. $12.3 + 7.96$, $13.5 - 8.85$, 34×17, 1.7×8.5, 0.6×0.7, -17×8, -34×-18</p>	<p>Algebra skills which includes add, subtract, multiply and divide. Also includes negative numbers. Expand, simplify, solve, factorise</p>	<p>ALL classes' have bespoke lessons. Level 5, Level 6 and Level 7.</p> <p>Level 5 – Multiplying box method, dividing bus stop method, decimals, estimating, fractions of numbers, percentages of numbers, substituting algebra, converting measures</p> <p>Level 6 – Trial and improvement, rounding, sequences, nth term, area and circumference of circles, enlargements, scatter graphs, solving equations.</p> <p>Level 7 - Volume and area of cylinders, prisms, circles, triangles and parallelograms</p> <p>Simultaneous Equations</p> <p>Best buys/Value for money</p> <p>Trial and improvement</p> <p>Inequalities</p>
English	<p>Study of a novel. Students may pick a novel of their choice to read and study. Find out about themes, authors, and links to world around them.</p> <p>Animals Theme – Animal poetry, arguments for and against zoos, persuasive speech based on that. Animal rights, persuasive leaflets – RSPCA resources</p> <p>Persuasive techniques - DAFORREST</p>	<p>Cardiff Culture – What is the history of Cardiff? How is Cardiff a multi-cultural city? Write a persuasive leaflet/create an ad to encourage people to visit Cardiff.</p> <p>Aberfan disaster – How was the disaster reported and the writer's craft in reporting</p> <p>Welsh poetry – students analyse and reflect on different poems from Welsh authors including: Dylan Thomas, Gillian Clarke, Sheenagh Pugh, Mike Jenkins, Owen Sheers</p>	<p>Shakespeare text – Romeo and Juliet. Link to study of non-fiction texts on topics such as: Love and Relationships, Family, Gang Culture, Violence, Knife Crime, Conflict</p> <p>The Media – How the Media impacts on our daily life; consumption of Media; bias and portrayal of stereotypes</p>

	Year 7	Year 8	Year 9
Expressive Arts	<p>Music: Music in Wales Teams code: uc93m2j</p> <p>Art: African Masks Teams code: i3kfg0e</p> <p>Drama: Party in the Park – all pupils have lines to learn Teams code: j874ue0</p>	<p>Music: Film Music Teams code: cmK0rq9</p> <p>Art: Snapchat Selfies Teams code: x939klm</p> <p>Drama: Two Faces – all pupils have lines to learn Teams code: 12o902g</p>	<p>Music: Creating a Band/pop music Teams code: 3nb2qi7</p> <p>Art: Day of the Dead Teams code: htg12di</p> <p>Drama: Too Much Punch for Judy – all pupils have lines to learn Teams code: i82oxoa</p> <p>Creative Media: Teams Code: ngsxaqm</p>
Humanities	<p>History: Crime & Punishment in the Middle Ages</p>	<p>RE: Places of worship</p> <p>Geography: 'Tropical Rainforests'</p>	<p>History: 'Slavery' 'The good, the bad and the ugly' (world leaders through time).</p> <p>RE: 'Our World'</p> <p>Geography: 'Natural Hazards'</p>
Welsh		<p>Rhaglenni teledu - TV</p> <p>Log in to your HWB accounts.</p> <p>Use the link below to join the class on HWB. The booklet will be available to download.</p> <p>https://hwb.gov.wales/go/dig3hi</p>	<p>Ardal – Area</p> <p>Log in to your HWB accounts.</p> <p>Use the link below to join the class on HWB. The booklet will be available to download.</p> <p>https://hwb.gov.wales/go/h8uv7a</p>

	Year 7	Year 8	Year 9
Science, Technology and IT	<p>Design Technology: – Complete one or more of the following projects, one from each material area.</p> <p>Food & Nutrition:</p> <ol style="list-style-type: none"> Research project – Fruit & Vegetables. Present a project on this topic, include theory research and recipe ideas. 	<p>Design Technology: – Complete one or more of the following projects, one from each material area.</p> <p>Food & Nutrition:</p> <ol style="list-style-type: none"> Research project – Included in our Government's '8 guidelines for a healthy diet' 	<p>Creative Option Groups:- Food and Nutrition & DT Product Design. Access Teams via your school email to continue with your coursework and project work, e.g. 17firstname.surname@cardiffwestchs.cardiff.sch.uk</p>

2. **'Waste not, want not'** Research this topic in relation to the current issues surrounding **Food waste** and practical solutions for both the food industry and us at home.
3. **Practical portfolio** – If you have the opportunity to cook at home create a diary including your recipes, methods and photographs of your food dishes.
- 4.

Textiles:

1. **Interior Design – research and create** a factfile on the interior designer Kelly Hopper. Find examples of her wall paper designs, then **create** your own geometric wallpaper pattern. **Design** a soft furnishing range, e.g. bedding, pillow, curtains with your geometric pattern. **Create** a 'shoebox room' based on your geometric design, include furniture, flooring & lighting.
- 2.
3. **Fashion: research and create** a factfile on the fashion designer Orla Kiely. Look at her fashion lines, repeat patterns, accessories. **Design** a repeat pattern to feature in your own fashionline/collection. Your collection may include clothing, bags, jewellery, shoes, hats etc. featuring your repeat pattern

are:- **'Base your meals on starchy carbohydrates' and 'Don't skip breakfast!'**

Research into the background theory of these two guidelines and suggest practical ideas including recipes.

2. **'Waste not, want not'** Research this topic in relation to the current issues surrounding **Food waste** and practical solutions for both the food industry and us at home.
3. **Practical portfolio** – If you have the opportunity to cook at home create a diary including your recipes, methods and photographs of your food dishes.
- 4.

Textiles:

1. **Interior Design** – research and create a moodboard or factfile on an interior designer, e.g. Kelly Hopper, Laura Ashley, Laurence Llewelyn-Bowen. **Design** your own wallpaper pattern taking influences from the designer. **Design** a soft furnishing range, e.g. bedding, pillow, curtains with your own pattern design. **Create** a 'shoebox room' based on your own pattern design, include furniture, flooring & lighting.
2. **Jeans:** Look at how social media has aided the Welsh company, **Hiut Denim**. **Create a report** about the company. **Research** what goes into making a pair of jeans, use of natural resources and effect on the environment. **Explain** how mass production is used in the fashion industry. **Create a 'lifecycle' poster** to decorate our CWCHS textiles room.